



Wooden floors  
Floors



### Admonter FLOORs on underfloor heating systems

Admonter Floors are ideally suited for use on underfloor heating systems. In principle, warm water low-temperature underfloor heating is recommended. The floor must be glued down over the entire surface, we recommend Admonter Elastic. Please note the [detailed information](#).

### Admonter room concepts

Our floors, walls, ceilings, stairs, doors or even acoustic solutions are perfectly coordinated to turn your ideas into reality and give every room a very special atmosphere.

### Regular care and maintenance

Please see the [Admonter maintenance & installation instructions](#).

### Finish


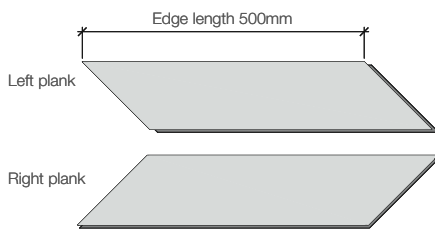
**Easy care:** This surface has a high process reliability and colour consistency and is highly resistant to mechanical stress. In order to achieve optimum bevel wetting, INITIAL OIL TREATMENT is absolutely necessary for this product.

The appropriate Admonter Maintenance oil for the initial oil treatment is automatically included in the delivery as a separate invoice item. Repair and supplementary oils are available on request.

Grading	Thickn. (mm)	Construction	Item No.		Width (mm)	Format	Length (mm)	Texture	m <sup>2</sup> / Pack.	Finish	Profile	
			left	right								
noblesse	45°	15	3-layer	<a href="#">120147</a>	<a href="#">120148</a>	120	small	500	brushed	0,84	ec	Tongue & groove
basic	45°	15	3-layer	<a href="#">119000</a>	<a href="#">118999</a>	120	small	500	brushed	0,84	ec	Tongue & groove

**Note:**  
only right or left rods per pack

ec: natural oiled easy care




PATTERN WIDTHS  
FORMAT 45°  
15 x 120 x 500 mm

B - approx. 707 mm

A (Calculated) - 169,7 mm

## IDEAS FOR INSTALLATION PATTERNS






Admonter flooring is a 100 % natural product. A picture never replaces the reality. For this reason we recommend a visit to your nearest Admonter flooring dealer. He will be pleased to show you samples. Errors and changes possible.

**Admonter Holzindustrie AG** | Sägestraße 539 | 8911 Admont, Austria | [info@admonter.at](mailto:info@admonter.at)  
FN237499p Landesgericht Leoben, Gerichtsstand Liezen | UID-Nr.: ATU57198366

Raiffeisenbank Admont, IBAN: AT88 3800 1000 0002 7276 | BIC: RZSTAT213001 | [admonter.com](http://admonter.com)



Wooden floors  
Floors



### Lightly smoked products:

The smoking process naturally highlights the color differences caused by fluctuations in the tannic acid content of the tree. Due to the change in pH during the smoking process, these tannins react with the atmospheric oxygen, which causes the desired color changes. Since the pH value does not suddenly change at the end of the smoking process and atmospheric oxygen is also omnipresent, natural post-ripening processes occur. These ripening processes subside in the first few months until the desired color is achieved. This play of colors can be seen on a small scale within a plank and over a large area from one plank to another. Please see [data sheet](#).

### Natural colour changes:

As every Admonter is an absolutely natural product, natural colour changes occur over time. UV light (a component of natural sunlight) causes light woods to become darker and dark woods to become lighter, whereby this effect is most noticeable in the first 3-6 months.

Feature Wooden Floors	Benefit
Choice of countless wood species, in particular reclaimed wood	Wide range of options for customized products, precisely tailored to customer benefits / requirements -> for every customer Different structure possibilities and colour shades or area of application.
Different structure possibilities and colour shades	
Individual colours (Easy-Color)	The right surface for every customer or area of application / living situation
Different surfaces (natural oiled easy-care, natural-oiled pro-care, matt living situation lacquered) – advantages EC	
Different construction variants, thicknesses and profiles / installation systems	The right product for every application / purpose
Different formats (SMALL, CLASSIC, LONG, XXLlong)	The right product for every room size and situation
Different widths that can be laid together	Great appearance of the floor in large rooms
Admonter solid wood construction for 3-layer floors (top layer, perpendicular middle layer, backside as a counter layer with solid wood construction) For wood type oak 240mm width = hardwood reverse side	Rigid against torsion -> the floor lies flatter and the position of joints is reduced, even with wide plank flooring

### Technical information

More information (for example concerning fire classification) in the accompanying information to CE-marking at <http://www.admonter.com/en/downloads/>

Type of wood	Thickn. (mm)	Weight [kg/m²]	Moisture content [%]	Lambda [W/m K]	d-Value R [m² K/W]	Hardness [N/mm²]	Fire classification
Oak	15	8,6	7+/-2	0,15	0,100	41	C <sub>s</sub> -s1



Admonter flooring is a 100 % natural product. A picture never replaces the reality. For this reason we recommend a visit to your nearest Admonter flooring dealer. He will be pleased to show you samples. Errors and changes possible.

**Admonter Holzindustrie AG** | Sägestraße 539 | 8911 Admont, Austria | [info@admonter.at](mailto:info@admonter.at)  
FN237499p Landesgericht Leoben, Gerichtsstand Liezen | UID-Nr.: ATU57198366

Raiffeisenbank Admont, IBAN: AT88 3800 1000 0002 7276 | BIC: RZSTAT213001 | [admonter.com](http://admonter.com)